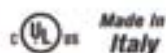


Common Features

- Reliable performance at 25' depth to water or less
- Ready to Install 115 volt motor
- Pressure switch pre-wired to 30-50 PSI pressure setting
- Pump tank system pre-assembled and ready to install
- 1" NPT suction and discharge
- Excellent self-priming capability after pump housing is initially filled (Check or foot valve required)



Model 2803
1 HP
1 Year Warranty



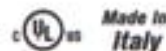
Model 2803



- Energy-efficient 10 amp continuous duty motor
- Maximum pumping capacity to 21 gallons per minute




Model 2802
3/4 HP
1 Year Warranty



Model 2802

- Energy-efficient 8.6 amp continuous duty motor
- Maximum pumping capacity to 13 gallons per minute

Model 2800
1/2 HP
1 Year Warranty



Model 2800

- Energy-efficient 7.2 amp motor continuous duty motor
- Maximum pumping capacity to 12 gallons per minute

Performance

Model Number	HP	Warranty (Years)	Voltage	Pressure Switch		Gallons per Minute Pumped at Different Depths to Water*					Pressure Shut-off
				On	Off	5'	10'	15'	20'	25'	
2803	1	1	115	30	50	11	10.25	9	7.75	5.5	68 PSI
2802	3/4	1	115	30	50	7.8	7.3	6.7	6.1	5.0	74 PSI
2800	1/2	1	115	30	50	5.1	4.5	4.1	3.5	3.1	63 PSI

*All performances shown in gallons per minute at 40 PSI (pound per square inch) discharge pressure.